

## *Latent*

### Pipe Duct & Accessories - Wall & Roof Brackets



#### ***Latent*** - Duct & Accessories

- Latent duct and accessories are made of rigid P.V.C which offers a never changing aspect. The duct and accessories are fade-proof, U.V resistant and fireproof.
- Thanks to the advantage of P.V.C and its linear structure, they are very harmonious with any type of construction or building offering an outstanding quality finish.
- The easy to install ducts have a bottom and upper section. The bottom is first fixed to the wall. Then you fix the pipe, wiring and bind them with the Tie Clip (that slides along the inside rail). Finally cover them with the snap on upper section.
- All accessories that are two part are supplied with stainless steel screws to prevent rusting and unsightly stains.
- Mounting blocks will support upto 240Kg. Each mount is supplied with 2 x bolts, nuts & washers. End caps and galvanised tie down setting plates are available to suit.



#### ***Latent*** - Wall & Roof Brackets


- Wall & roof adjustable brackets are made from galvanised powder coated steel.
- Mount pads are made from E.P.D.M. which is an outstanding ultraviolet & weather resistant material.
- Three wall bracket sizes:
  - 60 Kg
  - 80 Kg
  - 150 Kg
- Composite Corrosion Free Wall Bracket
  - 80 Kg
- Roof brackets are adjustable from 3 to 30 degrees and have a load rating of 80 Kg.



# LATENT DUCTS & ACCESSORIES

## Pipe Ducts


Airefrig Part Number	Description	Dimensions mm	List Price Excl GST
D70	70 Pipe Duct	70 x 65 x 2000	\$31.77
D105	105 Pipe Duct	105 x 75 x 2000	\$51.55
D150	150 Pipe Duct	150 x 80 x 2000	\$61.83



Pipe Duct

## Pipe Duct Fittings

Airefrig Part Number	Description	Dimensions mm	List Price Excl GST
EIN70	Elbow in Corner	95 x 95 x 70	\$12.35
EIN105		110 x 110 x 105	\$25.67
EIN150		125 x 125 x 150	\$30.92
EB70	Elbow Bend	95 x 95 x 70	\$11.75
EB105		110 x 110 x 105	\$21.81
EB150		125 x 125 x 150	\$30.92
FB70	Flat Bend 90 Deg	115 x 115 x 70	\$11.75
FB105		150 x 150 x 105	\$20.13
FB150		165 x 165 x 150	\$28.42
FB70ADJUST	Flat Bend Adjustable	Adjustable between 45 to 90 Deg	\$14.53
FB105ADJUST			\$26.81
FB7045	Flat Bend 45 Deg	92 x 145 x 70	\$11.75
FB10545		92 x 170 x 105	\$21.38
FB15045		80 x 187 x 150	\$28.42
DE70	Duct End	120 x 70 x 45	\$7.89
DE105		120 x 105 x 50	\$12.25
DE150		150 X 150 X 53	\$13.57
DC70	Duct Cap	70 x 65 x 2	\$6.93
DC105		105 x 75 x 2	\$7.82
CP70	Connection Piece	75 X 70 X 60	\$4.68
CP105		110 x 80 x 60	\$7.43
CP150		155 x 90 x 60	\$12.00
RJ70105	Reducer Joint	105 x 80 x 70	\$9.35
RJ105150		150 X 85 X 105	\$12.00
TJ105	Tee Joint	105 x 105 x 200	\$44.66
TJ150		150 X 150 X 245	\$59.90
WC70	Wall Cover	110 x 180 x 70	\$11.39
WC105		145 x 190 x 105	\$20.24
WC150		235 x 150 x 150	\$31.56
FJ70	Flexible Joint	500 x 65 x 65	\$10.71
FJ105		500 x 100 x 100	\$18.81
WR70	Wall Rosette	115 x 110 x 70	\$7.25
WR105		150 x 120 x 105	\$8.28
WR150		195 x 125 x 150	\$9.50
FR70	Flat Rosette	115 x 90 x 70	\$6.43
FR105		150 x 100 x 105	\$6.43
FR150		195 x 105 x 150	\$8.18
TCLIP	Tie Clip		\$1.75




Elbow in Corner



Elbow Bend

Flat Bend 90 Deg




Flat Bend Adjustable

Flat Bend 45 Deg



Duct End

Duct Cap



Connection Piece

Reducer Joint



Tee Joint

Wall Cover



Flexible Joint

Wall Rosette



Flat Rosette

# LATENT DUCTS & ACCESSORIES

## Mountbloccs

Airefrig Part Number	Description	Dimensions mm	List Price Excl GST
EXW38	White Mountbloc Supports 240Kg each (2 Mounts Per Set)	105 x 95 x 350	\$23.54
EXBW38		105 x 95 x 450	\$29.26
EXWA38		105 x 95 x 1000	\$41.00
INJW181	White End Caps suit Mountbloccs (4 Caps Per Set)		\$13.47
A12	Anchor Set suit Mountbloccs (4 Anchors Per Set)		\$34.99
AEROSTAND075	Machinery Mount (4 Stands Per Set) Max Load 50Kg per stand	100 x 50 x 75	\$20.22



EXW38



INJW181









AEROSTAND075



A12



## Drain Pipe Duct & Fittings

Airefrig Part Number	Description	Dimensions mm	List Price Excl GST
DPD	Drain Pipe Duct	32 x 30 x 2000	\$9.14
DPCI	Drain Pipe In Corner	35 x 32 x 57	\$2.03
DPCO	Drain Pipe Corner Out	35 x 32 x 47	\$2.03
DPFE	Drain Pipe Flat Elbow	35 x 32 x 65	\$2.03
DPC	Drain Pipe Connector	35 x 32 x 30	\$2.03
DPWC	Drain Pipe Wall Cover	35 x 32 x 63	\$2.03
DP96ROLL	Drain Pipe (50mtr Roll)	16, 18 & 20mm connections	\$61.87
DP96MTR	Drain Pipe (per metre option)	16, 18 & 20mm connections	\$1.72
CCY	"Y" Piece Connector	16 x 18 x 20	\$1.18




## Wall & Roof Brackets


Airefrig Part Number	Description	Maximum Load Kg	Dimensions (L x D x H) mm	List Price Excl GST
EJP60	Adjustable Wall Bracket	60	700 x 380 x 450	\$86.04
EJP80		80	1050 x 490 x 590	\$98.08
ME150		150	750(H) x 650(D)	\$141.96
SBP46PUL	Composite Wall Bracket	80	790 x 460 x 410	\$137.08
EJPRB80	Adjustable Roof Bracket	80	1050 x 590 x 350	\$172.08



Roof Bracket, adjustable angle 3 to 30 degrees.



SBP46PUL



EJPRB80