

The smart solution for refrigeration for field service and new installations

iJW - the refrigeration controller with built-in "wizard"

Designed for both field replacements and new installations, simple to use thanks to native BLUETOOTH and NFC connectivity. Installers can use their smartphone with APPLICA for configuration, testing and maintenance of the controller, while the end users can optimise everyday tasks (such as recording HACCP data) with CONTROLLA.

New smartphone features for installers:

- easy controller configuration using the Wizard
- save, export, edit, share and import favourite configurations;
- controller and alarm management, direct commands, LIVE graph/temperature log;
- TEST mode for managing connected loads

Wide range of applications

- Controllers with 2, 4 or 6 relays;
- Small and Large format;
- Compatibility with NTC, PTC, PT1000 probes;
- Humidity measurement and management (optional);
- RS485 or TTL port for connection to supervisory system;
- Modbus or CAREL protocol.

Aesthetics and usability

Slim and elegant for perfect aesthetic integration and simplified cleaning; capacitive touchscreen and immediate navigation with backlit single function keys.



Installers save time in the field

Easy configuration using the Wizard, immediate and intuitive interaction with the multi-language app.



Simplified management for distributors

Less models that cover most applications with highly-recognisable packaging.



Ready-to-use solution for end users

Easy interaction thanks to direct commands (set point, on-off, defrost) and simplified everyday tasks (such as HACCP recording) using the CONTROLLA app.

Interaction with the controller

iJW can be configured and controlled via the front keypad in the same way as traditional products, or via smartphone, using the NFC or Bluetooth connection. The NFC connection can be used to read

and modify the iJW status by simply placing the smartphone alongside the controller.

The Bluetooth connection, on the other hand, provides continuous

communication, in real time, for all the control functions, as listed in the table below.

Function	Interaction with iJW		
	front display	NFC on smartphone	Bluetooth on smartphone
Query controller status or configuration	powered on	off or powered on	powered on
Queries, commands and parameter setting via app	-	two steps (read and write)	real time
Configuration wizard	basic configurations only	basic configurations + parameter optimisation	
Setting the parameters	abbreviated list	full list	
Export, import and share configurations	-	yes	yes
Test mode (manual relay activation)	-	yes	yes
Control status (T, %RH) and commands in real time	-	-	yes
Real-time display of variable graphs and access to the logs	-	-	yes
Real-time alarm acknowledgement and management	-	-	yes
Enable CONTROLLA for end users	-	-	yes

WIZARD

CONFIGURATION COMPLETED

APPLICA
For service

CONTROLLA
For end users

4.0 ready



BOSS

- ✓ Let the Wizard guide you through the most suitable configuration. Then integrate and optimise it based on your experience.
- ✓ Save your favourite configurations, share them via email or IM and import them onto other iJW controllers.
- ✓ Test correct unit operation through analysis of the variables in real time and testing the connected loads.


- ✓ View the temperature and controller status, access simple routine commands without any risk of inadvertently changing the operating parameters.
- ✓ Graphically displays the temperature/humidity logs and downloads the HACCP records.

iJW is suitable to be included in a 4.0 system thanks to the BMS port (RS485) for connection to a supervisory system. If the TTL port is available, the TTL/RS485 converter (BXOPZI4850000) or similar device can be used.

Available versions

Specifications	small			large
				
Name	2B02	4R02	4B02	6B07
Code	IJWPSA2B02S0519	IJWPSA4R02S0518	IJWPSA4B02S0523	IJWPLA6B07S0516
Probe type	NTC, PTC, PT1000			
Number of probes	2 probes + 1 digital input + 1 multi			3 probes + 1 digital input + 1 multi
Connectors	Removable			
No. of relays	2	4	4	6
Power supply	115/230V, 50/60 Hz			
RTC (real time clock)	●	●	●	●
Serial	BMS			
Protocol	Modbus	CAREL	Modbus	Modbus
NFC	●	●	●	●
Bluetooth	●	-	●	●
Analogue input (humidity)	-	-	-	●

Connections



Scan the QR code to download APPLICA, access IJW tutorial videos and technical support documentation.



Headquarters

CAREL INDUSTRIES HQs
Via dell'Industria, 11
35020 Brugine - Padova (Italy)
carel@carel.com



HygroMatik GmbH

Lise-Meitner-Straße 3
24558 Henstedt-Ulzburg - Germany
hy@hygromatik.de

RECUPERATOR

Via Valfurva 13
20027 Rescaldina (MI), Italy
customercare@recuperator.eu

ENGINIA S.r.l.

Viale Lombardia, 78
20056 Trezzo Sull'Adda (MI), Italy
commerciale@enginasrl.com

For more information

CAREL Asia - www.carel.hk
 CAREL Australia - www.carel.com.au
 CAREL Central & Southern Europe - www.carel.com
 CAREL Czech & Slovakia - www.carel.cz
 CAREL spol. s.r.o.
 CAREL Deutschland - www.carel.de
 CAREL China - www.carel-china.com
 CAREL France - www.carelfrence.fr
 CAREL Korea - www.carel.kr
 CAREL Ibérica - www.carel.es
 CAREL Ireland - www.carel.ie
 FarrahVale Controls & Electronics Ltd.
 CAREL Italy - www.carel.it
 CAREL India - www.carel.in
 CAREL Japan - www.carel-japan.com

CAREL Mexicana - www.carel.mx
 CAREL Middle East - www.carel.ae
 CAREL Nordic - www.carelnordic.se
 CAREL Poland - www.carel.pl
 ALFACO POLSKA Sp z o.o.
 CAREL Russia - www.carelrussia.com
 CAREL South Africa - www.carel.com
 CAREL Sud America - www.carel.com.br
 CAREL Thailand - www.carel.co.th
 CAREL Turkey - www.carel.com.tr
 CFM Sogutma ve Otomasyon San. Tic. Ltd.
 CAREL U.K. - www.careluuk.com
 CAREL U.S.A. - www.carelusa.com
 CAREL Ukraina - www.carel.ua
 CAREL Canada - www.enersol.ca
 Enersol Inc.

CAREL

To the best of CAREL INDUSTRIES S.p.A. knowledge and belief, the information contained herein is accurate and reliable as of the date of publication. However, CAREL INDUSTRIES S.p.A. does not assume any liability whatsoever for the accuracy and completeness of the information presented without guarantee or responsibility of any kind and makes no representation or warranty, either expressed or implied. A number of factors may affect the performance of any products used in conjunction with user's materials all of which must be taken into account by the user in producing or using the products. The user should not assume that all necessary data for the proper evaluation of these products are contained herein and is responsible for the appropriate, safe and legal use, processing and handling of CAREL's products. The information provided herein does not relieve the user from the responsibility of carrying out its own tests, and the user assumes all risks and liabilities related to the use of the products and/or information contained herein. © 2022 CAREL INDUSTRIES S.p.A. All rights reserved.